

LHS FOOT PATH DRAIN LEVEL (Ch-502+900 to 503+160)

SL.No	Chainage	Drain Width	PCC Top Level	Invert Level	Top Level of Drain/Foot path drain Level	Remarks
1	502+900	2.000	89.269	89.394	90.494	
2	502+910	2.000	89.273	89.398	90.466	
3	502+920	2.000	89.277	89.402	90.452	
4	502+930	2.000	89.281	89.406	90.446	
5	502+940	2.000	89.285	89.410	90.441	
6	502+950	2.000	89.289	89.414	90.437	
7	502+960	2.000	89.293	89.418	90.432	
8	502+970	2.000	89.297	89.422	90.427	
9	502+980	2.000	89.301	89.426	90.422	
10	502+990	2.000	89.305	89.430	90.417	
11	503+000	2.000	89.309	89.434	90.412	
12	503+010	2.000	89.313	89.438	90.407	
13	503+020	2.000	89.317	89.442	90.410	
14	503+030	2.000	89.321	89.446	90.423	
15	503+040	2.000	89.325	89.450	90.437	
16	503+050	2.000	89.329	89.454	90.450	
17	503+060	2.000	89.333	89.458	90.464	
18	503+070	2.000	89.337	89.462	90.477	
19	503+080	2.000	89.341	89.466	90.491	
20	503+090	2.000	89.345	89.470	90.504	
21	503+100	2.000	89.349	89.474	90.517	
22	503+110	2.000	89.353	89.478	90.531	
23	503+120	2.000	89.357	89.482	90.544	
24	503+130	2.000	89.361	89.486	90.558	
25	503+140	2.000	89.365	89.490	90.571	
26	503+150	2.000	89.369	89.494	90.585	
27	503+160	2.000	89.373	89.498	90.598	


Survey Engineer
M/s KEPL- SHIVA HARLAKA(JV)
NH-37, JID ORDOP-NE EPC Mode
Site Office - Nawian Village
Shivhar 85640


Contractor's Representatives

Authority Engineer Representatives

LHS FOOT PATH DRAIN LEVEL (502+270 to 502+900)

SL.No	Chainage	Drain Width	PCC Top Level	Invert Level	Top Level of Drain/Foot path drain Level	Remarks
1	502+270	2.000	91.474	91.599	92.699	
2	502+280	2.000	91.461	91.586	92.699	
3	502+290	2.000	91.448	91.573	92.699	
4	502+300	2.000	91.436	91.561	92.699	
5	502+310	2.000	91.423	91.548	92.699	
6	502+320	2.000	91.410	91.535	92.699	
7	502+330	2.000	91.397	91.522	92.699	
8	502+340	2.000	91.384	91.509	92.699	
9	502+350	2.000	91.371	91.496	92.698	
10	502+360	2.000	91.359	91.484	92.684	
11	502+370	2.000	91.346	91.471	92.654	
12	502+380	2.000	91.333	91.458	92.607	
13	502+390	2.000	91.320	91.445	92.545	
14	502+400	2.000	91.242	91.367	92.467	
15	502+410	2.000	91.150	91.275	92.375	
16	502+420	2.000	91.054	91.179	92.279	
17	502+430	2.000	90.958	91.083	92.183	
18	502+440	2.000	90.862	90.987	92.087	
19	502+450	2.000	90.766	90.891	91.991	
20	502+460	2.000	90.670	90.795	91.895	
21	502+470	2.000	90.574	90.699	91.799	
22	502+480	2.000	90.478	90.603	91.703	
23	502+490	2.000	90.382	90.507	91.607	
24	502+500	2.000	90.287	90.412	91.512	
25	502+510	2.000	90.191	90.316	91.416	
26	502+520	2.000	90.095	90.220	91.320	
27	502+530	2.000	90.004	90.129	91.229	
28	502+540	2.000	89.986	90.111	91.156	
29	502+550	2.000	89.968	90.093	91.103	
30	502+560	2.000	89.950	90.075	91.070	
31	502+570	2.000	89.932	90.057	91.056	
32	502+580	2.000	89.914	90.039	91.062	
33	502+590	2.000	89.896	90.021	91.082	
34	502+600	2.000	89.878	90.003	91.103	
35	502+610	2.000	89.898	90.023	91.124	
36	502+620	2.000	89.918	90.043	91.145	
37	502+630	2.000	89.938	90.063	91.166	
38	502+640	2.000	89.958	90.083	91.187	
39	502+650	2.000	89.978	90.103	91.208	
40	502+660	2.000	89.998	90.123	91.229	
41	502+670	2.000	90.018	90.143	91.250	
42	502+680	2.000	90.038	90.163	91.271	
43	502+690	2.000	90.057	90.182	91.292	
44	502+700	2.000	90.077	90.202	91.313	


 Contractor's Representative
 M/s KEPL
 Site Office, Sivasagar-786449


 Authority Engineer Representative

45	502+710	2.000	90.097	90.222	91.334	
46	502+720	2.000	90.117	90.242	91.355	
47	502+730	2.000	90.137	90.262	91.376	
48	502+740	2.000	90.157	90.282	91.395	
49	502+750	2.000	90.177	90.302	91.402	
50	502+760	2.000	90.117	90.242	91.392	
51	502+770	2.000	90.056	90.181	91.366	
52	502+780	2.000	89.995	90.120	91.324	
53	502+790	2.000	89.935	90.060	91.266	
54	502+800	2.000	89.874	89.999	91.193	
55	502+810	2.000	89.814	89.939	91.117	
56	502+820	2.000	89.753	89.878	91.042	
57	502+830	2.000	89.693	89.818	90.966	
58	502+840	2.000	89.632	89.757	90.891	
59	502+850	2.000	89.572	89.697	90.815	
60	502+860	2.000	89.511	89.636	90.740	
61	502+870	2.000	89.451	89.576	90.664	
62	502+880	2.000	89.390	89.515	90.594	
63	502+890	2.000	89.330	89.455	90.537	
64	502+900	2.000	89.269	89.394	90.494	

Survey Engineer
M/s KEPL- SHIVA HARLALKA(JV)
NH-37, J/D CRDP-NE EPC Mode
Site Office -Nowjan Village
Sivasagar-785640

Contractor's Representatives

[Signature]

Authority Engineer Representatives

LHS FOOT PATH DRAIN LEVEL (501+180 to 502+250)

SL.No	Chainage	Drain Width	PCC Top Level	Invert Level	Top Level of Drain/Foot path drain Level	Remarks
1	501+180	2.000	88.064	88.189	89.289	
2	501+190	2.000	88.061	88.186	89.280	
3	501+200	2.000	88.057	88.182	89.272	
4	501+210	2.000	88.054	88.179	89.263	
5	501+220	2.000	88.050	88.175	89.255	
6	501+230	2.000	88.047	88.172	89.246	
7	501+240	2.000	88.043	88.168	89.238	
8	501+250	2.000	88.040	88.165	89.230	
9	501+260	2.000	88.036	88.161	89.221	
10	501+270	2.000	88.033	88.158	89.213	
11	501+280	2.000	88.029	88.154	89.204	
12	501+290	2.000	88.026	88.151	89.196	
13	501+300	2.000	88.022	88.147	89.187	
14	501+310	2.000	88.019	88.144	89.182	
15	501+320	2.000	88.015	88.140	89.184	
16	501+330	2.000	88.012	88.137	89.192	
17	501+340	2.000	88.009	88.134	89.208	
18	501+350	2.000	88.005	88.130	89.230	New Pipe Culvert
19	501+360	2.000	88.016	88.141	89.259	
20	501+370	2.000	88.026	88.151	89.292	
21	501+380	2.000	88.037	88.162	89.325	
22	501+390	2.000	88.048	88.173	89.358	
23	501+400	2.000	88.058	88.183	89.389	
24	501+410	2.000	88.069	88.194	89.419	
25	501+420	2.000	88.080	88.205	89.446	
26	501+430	2.000	88.091	88.216	89.471	
27	501+440	2.000	88.101	88.226	89.494	
28	501+450	2.000	88.112	88.237	89.516	
29	501+460	2.000	88.123	88.248	89.536	
30	501+470	2.000	88.133	88.258	89.557	
31	501+480	2.000	88.144	88.269	89.577	
32	501+490	2.000	88.155	88.280	89.597	
33	501+500	2.000	88.165	88.290	89.618	
34	501+510	2.000	88.176	88.301	89.638	
35	501+520	2.000	88.187	88.312	89.659	
36	501+530	2.000	88.197	88.322	89.679	
37	501+540	2.000	88.208	88.333	89.700	
38	501+550	2.000	88.219	88.344	89.720	
39	501+560	2.000	88.229	88.354	89.741	
40	501+570	2.000	88.240	88.365	89.761	
41	501+580	2.000	88.251	88.376	89.782	
42	501+590	2.000	88.261	88.386	89.802	

Survey Engineer
M/s KEPL- SHIVA HARLALKA(JV)
NH-37, J/D SRDP-NE EPC Mode
Site Office, Nowran Village
Sivasagar-785640


Contractor's Representatives

Authority Engineer Representatives

43	501+600	2.000	88.272	88.397	89.822	
44	501+610	2.000	88.283	88.408	89.843	
45	501+620	2.000	88.293	88.418	89.863	
46	501+630	2.000	88.304	88.429	89.884	
47	501+640	2.000	88.315	88.440	89.904	
48	501+650	2.000	88.326	88.451	89.925	
49	501+660	2.000	88.336	88.461	89.945	
50	501+670	2.000	88.347	88.472	89.966	
51	501+680	2.000	88.358	88.483	89.989	
52	501+690	2.000	88.358	88.483	90.006	
53	501+700	2.000	88.379	88.504	90.027	
54	501+710	2.000	88.390	88.515	90.047	
55	501+720	2.000	88.400	88.525	90.068	
56	501+730	2.000	88.411	88.536	90.088	
57	501+740	2.000	88.422	88.547	90.087	
58	501+750	2.000	88.432	88.557	90.085	
59	501+760	2.000	88.443	88.568	90.083	
60	501+770	2.000	88.454	88.579	90.081	
61	501+780	2.000	88.464	88.589	90.079	
62	501+790	2.000	88.475	88.600	90.077	
63	501+800	2.000	88.486	88.611	90.075	
64	501+810	2.000	88.496	88.621	90.071	
65	501+820	2.000	88.507	88.632	90.058	
66	501+830	2.000	88.518	88.643	90.035	
67	501+840	2.000	88.528	88.653	90.004	
68	501+850	2.000	88.539	88.664	89.963	
69	501+860	2.000	88.550	88.675	89.912	
70	501+870	2.000	88.561	88.686	89.855	
71	501+880	2.000	88.571	88.696	89.797	
72	501+890	2.000	88.582	88.707	89.739	
73	501+900	2.000	88.593	88.718	89.683	
74	501+910	2.000	88.602	88.727	89.642	
75	501+920	2.000	88.615	88.740	89.621	
76	501+930	2.000	88.625	88.750	89.620	
77	501+940	2.000	88.635	88.760	89.637	
78	501+950	2.000	88.646	88.771	89.675	
79	501+960	2.000	88.656	88.781	89.731	
80	501+970	2.000	88.667	88.792	89.807	
81	501+980	2.000	88.678	88.803	89.903	
82	501+990	2.000	88.793	88.918	90.018	
83	502+000	2.000	88.928	89.053	90.153	
84	502+010	2.000	89.082	89.207	90.307	
85	502+020	2.000	89.247	89.372	90.472	
86	502+030	2.000	89.413	89.538	90.638	
87	502+040	2.000	89.579	89.704	90.804	
88	502+050	2.000	89.745	89.870	90.970	
89	502+060	2.000	89.910	90.035	91.135	

Survey Engineer
M/s KEPL- SHIVA HARLALKA(JV)
NH-37, J/D CRDP-NE EPC Mode
Site Office -Nowjan Village
Sivasagar, 788640

Contractor's Representatives


Authority Engineer Representatives

90	502+070	2.000	90.076	90.201	91.301	
91	502+080	2.000	90.242	90.367	91.467	
92	502+090	2.000	90.408	90.533	91.633	
93	502+100	2.000	90.569	90.694	91.794	
94	502+110	2.000	90.717	90.842	91.942	
95	502+120	2.000	90.853	90.978	92.078	
96	502+130	2.000	90.974	91.099	92.199	
97	502+140	2.000	91.083	91.208	92.308	
98	502+150	2.000	91.178	91.303	92.403	
99	502+160	2.000	91.273	91.398	92.485	
100	502+170	2.000	91.329	91.454	92.554	
101	502+180	2.000	91.384	91.509	92.609	
102	502+190	2.000	91.426	91.551	92.651	
103	502+200	2.000	91.455	91.580	92.680	
104	502+210	2.000	91.471	91.596	92.696	
105	502+220	2.000	91.474	91.599	92.699	
106	502+230	2.000	91.474	91.599	92.699	
107	502+240	2.000	91.474	91.599	92.699	
108	502+250	2.000	91.474	91.599	92.699	

Survey Engineer
M/s KEPL- SHIVA HARLALKA(JV)
NH-37, J/D SRDP-NE EPC Mode
Site Office -Nowjan Village
Sivasagar-785640

Shiva Harlalka

Contractor's Representatives

Shiva Harlalka

Authority Engineer Representatives